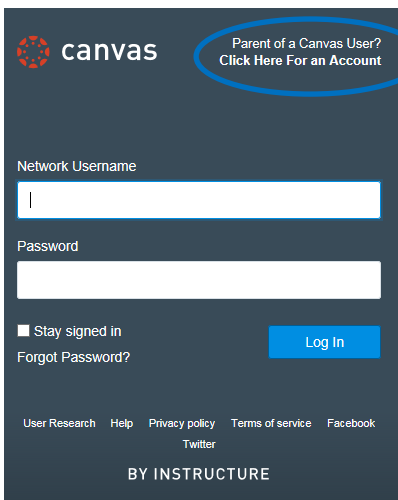
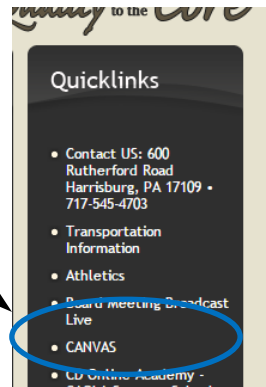




Canvas: A Parent's Guide

Canvas is the district's online classroom management system. Many teachers are using the system to post course lessons, assignments, quizzes, discussions, and much more. As a parent of a Canvas user, you have the unique opportunity to create your own log in account so you can observe your child's progress. Once an account is created, you will have access to all of your child's classes where a Canvas course is being used. **Please be aware that not all teachers are using Canvas so you may not see all of your child's subjects listed.** Many teachers use other sources, like Google Classroom, to list content.

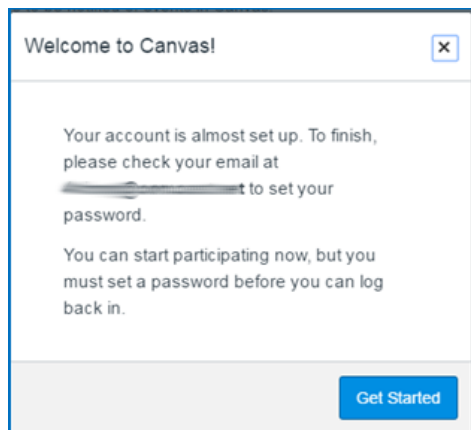
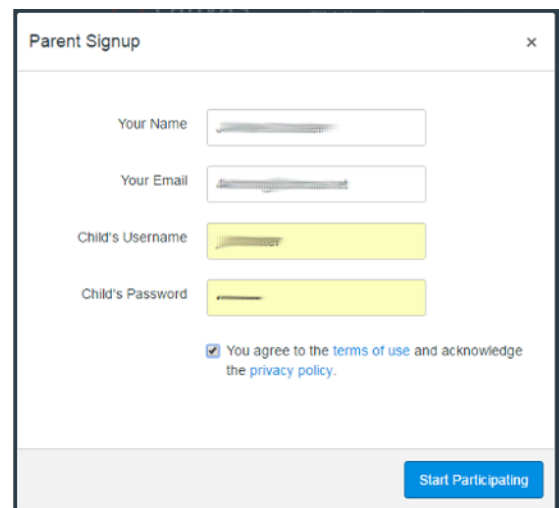
Canvas can be accessed from the cdschools.org main page under "Quicklinks" (this may change as the site changes) or by entering this URL directly: <https://cdschools.instructure.com>



At the log in screen, you can either type your child's log in credentials or click the option in the upper right corner "Parent of a Canvas User? Click Here For an Account".

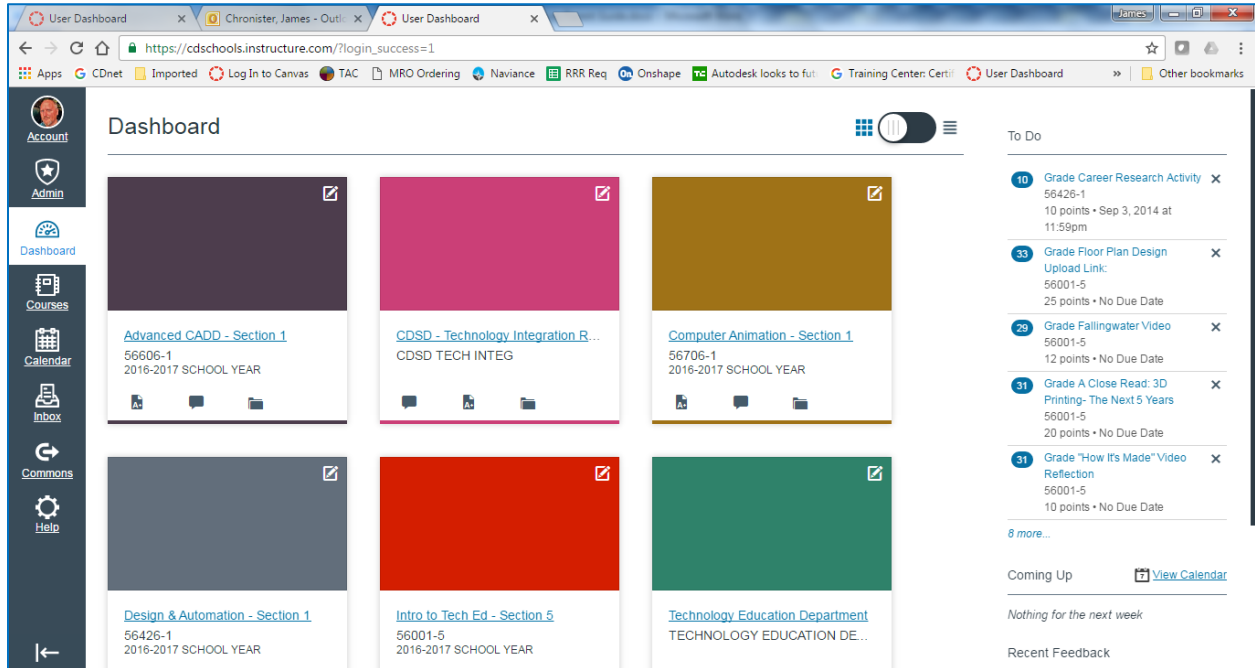
This option will allow you to create your own observer user account so you can track your child's progress in Canvas. You will still need to obtain your child's log in credentials from them in order to create the account. After the account is created, you won't need to use their credentials again.

When you select the option to create your own account, you will be presented with a parent signup screen where you enter your name, email, child's school username, and child's password (obtain these from your child). Check the box to agree to the terms.



To finish setting up your account, follow the email instruction to set up your password. You are now set to browse your child's Canvas courses and course content. The following information will assist you with navigating in Canvas.

The Canvas Interface



When you first enter Canvas, you will see the user dashboard. The dashboard will display your entire current courses. You will also see a bar on the left with some account and other options to explore. Current assignments and other information entered by the teachers will be displayed on the right.

By clicking on a class, you will be taken into the main stream of that course. Since Canvas can be set up to display the course in a variety of ways, you may see a web page structure, a course stream, or even a module list. Explore the site and if you have any specific questions about the structure, you should email the teacher for assistance. The left sidebar displays many important features such as assignments, quizzes, grades, etc. Your child will be able to help you navigate the site. For additional assistance, explore the Help button found at the bottom of the far left menu.

Account-
Personal Account setting and notifications

Dashboard-
Navigate back to all classes.

Course Navigation-
Various features of the course.

Help-
Program help and user support forums.